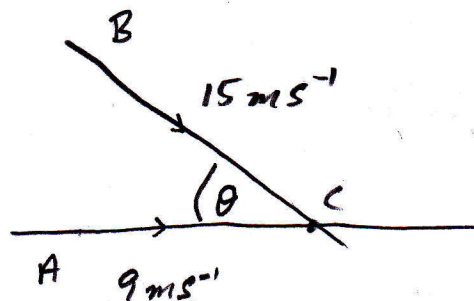


2013 Q2.

(a)(i)



$$s = \frac{D}{T}$$

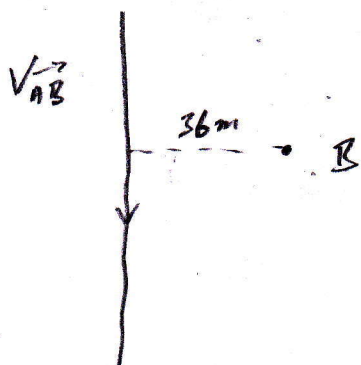
Time it takes B to get to C is $\frac{90}{15}$ sec.

During this time A has travelled $\frac{90}{15} \times 9$ m

$$\Rightarrow |AB| \text{ at this time is } 90 - \left(\frac{90}{15} \times 9\right) \text{ m}$$
$$= 36 \text{ m}$$

$$(ii) \quad \vec{V}_A = 9\vec{i} \quad \vec{V}_B = 15 \cos \theta \vec{i} - 15 \sin \theta \vec{j}$$

$$\vec{V}_{AB} = \vec{V}_A - \vec{V}_B = (9 - 15 \cos \theta)\vec{i} + 15 \sin \theta \vec{j}$$

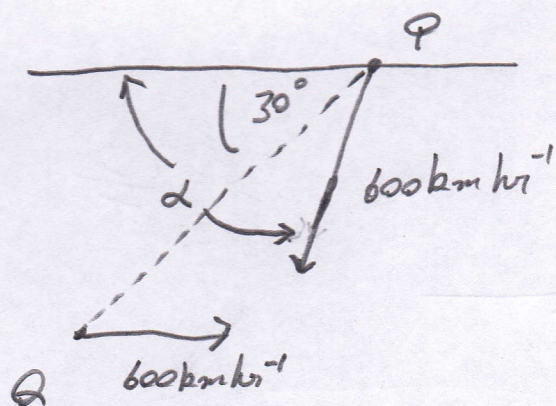


$$9 - 15 \cos \theta = 0$$

$$\Rightarrow \cos \theta = \frac{9}{15}$$

$$\Rightarrow \theta = 53.13^\circ$$

(b)



$$\vec{V}_P = -600 \cos \alpha \vec{i} - 600 \sin \alpha \vec{j}$$

$$\vec{V}_Q = 600 \vec{i}$$

$$\vec{V}_{PQ} = \vec{V}_P - \vec{V}_Q = (-600 \cos \alpha - 600) \vec{i} - 600 \sin \alpha \vec{j}$$

$$\tan 30^\circ = \frac{600 \sin \alpha}{600 \cos \alpha + 600}$$

$$\Rightarrow \frac{1}{\sqrt{3}} = \frac{600 \sin \alpha}{600 \cos \alpha + 600}$$

$$\Rightarrow \sqrt{3} 600 \sin \alpha = 600 \cos \alpha + 600$$

$$\Rightarrow \sqrt{3} \sin \alpha = \cos \alpha + 1$$

$$\Rightarrow 3 \sin^2 \alpha = \cos^2 \alpha + 2 \cos \alpha + 1$$

$$\Rightarrow 3(1 - \cos^2 \alpha) = \cos^2 \alpha + 2 \cos \alpha + 1$$

$$\Rightarrow 3 - 3 \cos^2 \alpha = \cos^2 \alpha + 2 \cos \alpha + 1$$

$$\Rightarrow 0 = 4 \cos^2 \alpha + 2 \cos \alpha - 2$$

$$\Rightarrow 0 = 2 \cos^2 \alpha + \cos \alpha - 1$$

$$\Rightarrow 0 = (2 \cos \alpha - 1)(\cos \alpha + 1)$$

$$\Rightarrow \cos \alpha = \frac{1}{2} \quad \text{or} \quad \cos \alpha = -1$$

$$\Rightarrow \alpha = 60^\circ = W 60^\circ S$$